



T260

Walk-Behind Floor Scrubber

Use and Care Guide



Before Use

1




Add water and cleaning detergent

2



Install brush or pad driver

3



Attach squeegee assembly

4



Lower squeegee & Lower scrubhead

5



Turn key on & press start button

6



Adjust water valve if necessary

7



Push machine to begin scrubbing

8



Drain and rinse recovery tank

9




Clean filters

10




Clean brush/replace pads

11



Clean squeegee blades. Check for wear, rotate blade.

12



Charge batteries